

77

3,071

158,792

41

8

130

252,000

13

810

42,000

97

1,662

51

37

684,223

197

10

100

4.3

233

## NUMBERS THAT COUNT



Triangle J Council of Governments

Annual Report  
2013-2014

# Triangle J Council of Governments

Serving Region J and our Local Government Members

## From the Chair and the Executive Director

Jennifer Robinson, Council Member, Town of Cary  
Chair, Triangle J Council of Governments, FY 2014-15



Triangle J fosters communication and collaboration among our cities and counties and tackles critical regional challenges that cross municipal and county boundaries. Our communities need Triangle J to help us accomplish the things we cannot do alone. Equally important is what we learn from each other when we meet. The size of your community doesn't matter at Triangle J, everyone has something to contribute and something to learn that will benefit our citizens at home.

As you review this year's annual report, you will get a glimpse of all the ways Triangle J Council of Governments works for our region, both today and for the future. I encourage you to support and be part of this important work – it matters to us all.

Kirby Bowers, Executive Director



Throughout this report you will see plenty of numbers, but the numbers are only indicators of the work accomplished by the people behind them. Elected officials and staff from our local governments, neighboring regional councils and other partners and stakeholders come together with our staff to collaborate on issues that reach across the region. The results, built on consensus, make our region stronger. It is our pleasure to serve the region and contribute to its continued success.

## Members FY 2013-14

Apex  
Archer Lodge  
Benson  
Broadway  
Cameron  
Carrboro

Carthage  
Cary  
Chapel Hill  
Chatham County  
Clayton  
Durham

Durham County  
Foxfire Village  
Fuquay-Varina  
Garner  
Goldston  
Hillsborough

Holly Springs  
Johnston County  
Kenly  
Knightdale  
Lee County  
Moore County

Morrisville  
Orange County  
Pittsboro  
Princeton  
Raleigh  
Rolesville

Sanford  
Selma  
Smithfield  
Wake County  
Wake Forest  
Wendell  
Zebulon

Member Services  
Page 3

Area Agency on Aging  
Pages 4-5

Financial Information  
Pages 6-7

Regional Planning  
Pages 8-11

## Staff

TJCOG ended FY 2013-14 with a staff of 26 (25.4 FTEs), supplemented by a small number of contractors and interns. Each year, the Area Agency on Aging and Waste Reduction Partners rely on a significant number of trained volunteers to perform valuable work. Find a complete staff roster, including contact information, on our website, [www.tjco.org](http://www.tjco.org).



*Delegates build relationships at TJCOG. Here, commissioners Barry Jacobs (Orange Co.) and Wendy Jacobs (Durham Co.) chat during dinner.*

# Member Services & Administration

General Government

Supports the Board of Delegates, guides the Work Plan, conducts on-going communications and facilitates networking and idea exchange among member local governments. Provides special project assistance to the organization's members and general support for the operations of the organization.

## Numbers That Count

24

Meetings organized for the Board of Delegates, Executive Committee, Regional Managers Group, Mayors and County Chairs Group and the Emergency Response and Security Planning Committee.

49

Editions of *The Week Ahead* at TJCOG, distributed to more than 1,800 contacts each week. Also produced 11 *After Action Reports*, summarizing meetings of the Board of Delegates and the Executive Committee.

1

Conceptual plan for a Regional Public Safety Training Facility, being developed by the Emergency Response and Security Planning Committee.

197



Attendees at the *Parks for Life* Symposium, presented by the Regional Appearance Committee in February 2014.

9

Weeks in temporary quarters during office renovations. The updated offices feature expanded meeting space and provide room for future growth.

919


Total number of drug or alcohol tests performed for members of the Drug & Alcohol Testing Program. The program also provided training for 56 supervisors.

1

Number of foreign delegations hosted. In August 2013, TJCOG women leaders met with Egyptian women leaders in an information exchange coordinated by the International Affairs Council.



NC Secretary of Transportation Tony Tata and Wake Forest Mayor Vivian Jones converse at the January Mayors & County Chairs meeting.



# Area Agency on Aging Human Services

Promotes the highest level of well being of older adults by partnering with organizations to assess needs and provide a comprehensive system of opportunities, services and protective supports.

*Ageing Planning & Administration:* Works with community-based stakeholders to plan county-based programs for older adults. Provides technical assistance to providers of coordinated and accessible services for older adults. Conducts training, education and outreach about aging issues. Develops grant agreements with service providers for the utilization of federal and state funds; monitors services provided. Develops and implements the region's four-year Area Plan on Aging.

*Family Caregiver Support Program:* Administers the National Family Caregiver Support Program, which funds local services to assist families supporting elder relatives at home.

*Regional Long Term Care Ombudsman Program:* Advocates for residents of long term care facilities and works with facility administration to develop strategies addressing long term care issues and opportunities impacting the quality of life of residents in the facilities.

## Numbers That Count

51

Number of local aging service programs monitored by TJAAA staff.

6.9

Millions of Home Community Care Block Grant funds distributed to the region's seven counties during the year.

2

Year two of the four-year Area Plan on Aging, implemented in FY 2013-14.

30

Advisory Council on Aging Members, volunteers who provide recommendations regarding the region's four-year Area Plan on Aging and policies, actions and programs affecting older persons and those with disabilities throughout Region J.

252,000

Estimated number of family caregivers in Region J caring for someone 50 years of age or older. Of those, 87,500 are caring for someone with Alzheimer's disease or other dementia.

9,830



Hours of In-Home Respite provided for family caregivers in Region J with Family Caregiver Support Program Funds.



TJAAA staff, planning staff and interns worked with the town of Cary to begin developing a Livability Assessment Tool for municipalities. Here, intern Katie McCarthy and TJAAA Assistant Director Mary Warren update the Board of Delegates on the project.

# Numbers That Count

252,000 130 810 77 37 1,662  
233 41 3,071 4.3 42,000

233

1

10

3,071

1

2

12,997

Long term care facilities (233) and beds (12,997) in Region J. The Long Term Care Ombudsman Program advocates for residents of these facilities, monitoring implementation of laws governing the facilities and working to educate the public, residents, family members and facility staff regarding long term care issues and elder abuse prevention, detection and reporting requirements.

Ombudsman advocacy and general information contacts made during FY 2013-14.



Community Advisory Committees, composed of local citizen volunteers, appointed by the Board of County Commissioners in each of TJCOG's seven counties. They work to maintain the rights of the residents and are provided training and technical assistance by the Long Term Care Ombudsmen.

Forum on Alternative approaches to Use of Antipsychotic Medication, produced by the Ombudsman Program in collaboration with the Durham Nursing Home Administrators Round Table.

Statewide leadership roles: TJAAA Director Joan Pellettier served as chair of the NC Association for Area Agency on Aging Directors, while TJAAA Assistant Director Mary Warren chaired the NC Association of AAA Program Specialists.



Personalized music program for those with dementia, in long term care homes. Launched in Chatham County as "Music and Memory," in Durham and Wake counties as "Music In My Mind," and in Orange County as "Songs for Seniors."




TJAAA Director Joan Pellettier was recognized by Durham's AARP Chapter 189 for her service to North Carolina's senior citizens.



Beginning Fund Balance: \$808,393

## Revenues

Shared Awards (Pass-through)*	\$ 9,334,381	73%
Federal Government Grants	787,862	6%
State Government Grants	739,513	6%
Local Aging Share**	576,802	4%
Member Assessments	533,552	4%
Program Income/Fees	525,839	4%
Special Assessments**	265,172	2%
Other Income	101,230	1%
Interest Income	47	--
<b>Total</b>	<b>\$12,864,398</b>	<b>100%</b>

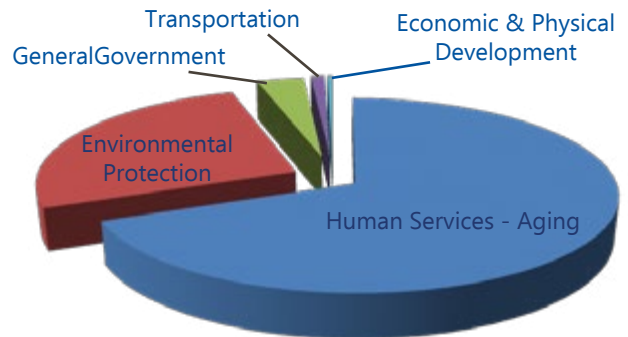


\* Shared Awards: Federal and/or state pass-through monies, primarily related to Human Services - Aging and Energy & Environment programs

\*\* Local Aging Share & Special Assessments: Assessments or contributions from participating local governments and/or other partners to support specific projects or programs

## Expenditures

Human Services - Aging	\$ 8,898,800	69%
Environmental Protection	3,406,180	26%
General Government	437,268	3%
Transportation	127,208	1%
Economic & Physical Development	49,827	--
<b>Total</b>	<b>\$12,919,283</b>	<b>100%</b>

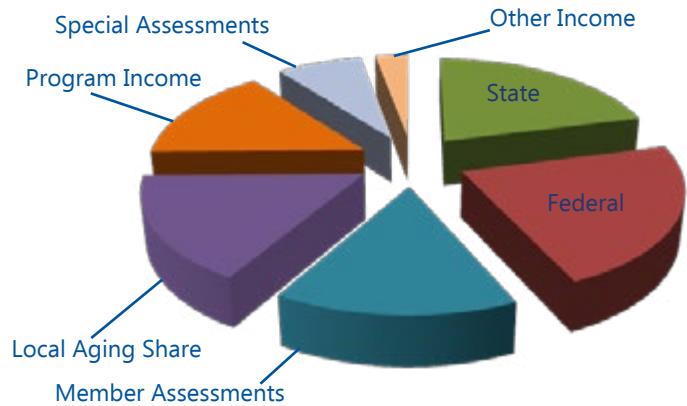


Net Change in Fund Balance: (\$54,885)

Ending Fund Balance: \$753,508

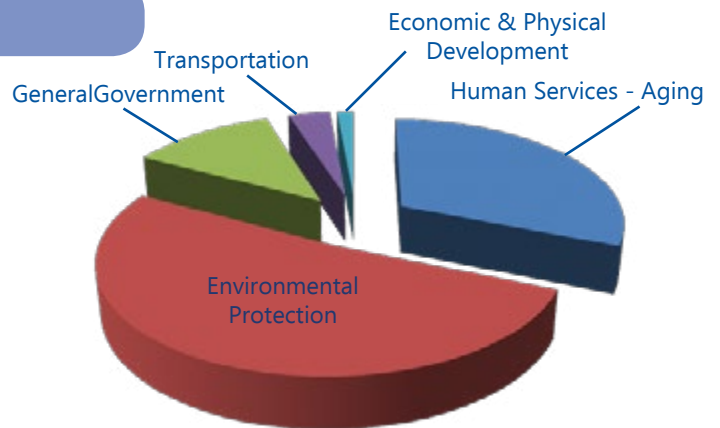
## Revenues (without pass-throughs)

Federal Government Grants	787,862	22%
State Government Grants	739,513	21%
Local Aging Share**	576,802	16%
Member Assessments	533,552	15%
Program Income/Fees	525,839	15%
Special Assessments**	265,172	8%
Other Income	101,230	3%
Interest Income	47	--
<b>Total</b>	<b>\$ 3,530,017</b>	<b>100%</b>



## Expenditures (without pass-throughs)

Human Services - Aging	\$ 1,118,316	31%
Environmental Protection	1,852,283	52%
General Government	437,268	12%
Transportation	127,208	4%
Economic & Physical Development	49,827	1%
<b>Total</b>	<b>\$3,584,902</b>	<b>100%</b>



# Regional Planning

## Economic & Physical Development & Transportation

Focuses on developing and managing partnerships that bring local communities together with other stakeholders to achieve results.

Works with community partners on long-term, regional-scale strategies, addressing development, conservation, water resources, mobility, energy and infrastructure.

Supports the region's economic growth and prosperity in a limited, but important, role as grantee of Foreign Trade Zone #93 and coordinator for the Region J Comprehensive Economic Development Strategy (CEDs).

### Development & Infrastructure

#### Numbers That Count

8,094

The number of supported affordable housing units mapped in Durham and Orange counties to determine their relation to planned transit investments.

26

Recent, on-going and anticipated future projects and studies along the region's main rail corridors that are being tracked as part of the Triangle Main Line Forum.

Photo courtesy of NCRR



3

Smart Growth Committee meetings in FY 2013-14, with topics covering telecom, development trends and school siting.

4

Transportation project air quality conformity determinations prepared by TJCOG for the region's two MPOs and NCDOT.

684,223

The number of parcels in the CommunityViz Growth Allocation model.

8

Proposals received from companies to speed the deployment of high speed broadband in response to the North Carolina Next Generation Networks (NCNGN) RFP issued by TJCOG.

100

Percentage of participating Triangle cities that reached agreement with at least one broadband provider as an outgrowth of the NCNGN project.



NCNGN was recognized as the 2013 Community Broadband Project of the Year by the National Association of Telecommunications Officers and Advisors (NATOA).



# Numbers That Count

252,000 130 810 77 37 1,662  
233 41 3,071 4.3 42,000

6

Number of local governments with jurisdiction in the area covered by CORE (Center of the Region Enterprise): Durham City, Durham County, Raleigh, Cary, Morrisville and Wake County.

130

Square miles in the CORE area.

12

Number of CORE participating organizations that provided input on RTP Park Center planning. Included were the six CORE local governments, along with CAMPO, DCHC MPO, NCDOT, RDU, TTA and TJCOG.

97

Projects submitted for scoring in NCDOT STI Process in the TARPO area:  
27 aviation,  
16 bike/ped,  
52 highway,  
1 rail and  
1 transit project.

11

Local government members in TARPO.


1,662

Miles of proposed bicycle and pedestrian facilities/improvements in the TARPO area.



5

Comprehensive Transportation Plans completed or in process.



## Economic Development

4

Meetings of the Rates, Tariff and Legal Review Board, whose members represent private and public sectors.

3

3 Magnet sites,  
3 Usage-driven sites,  
3 Subzones in FTZ #93.

13

Counties in the FTZ #93 service area.

1.2

In millions – the total value of imports and exports shipped through the zone during calendar year 2013.

1,938

The number employed by warehouse/distribution/manufacturing operators within activated areas of FTZ #93, December 2013.



### Energy and Environment

#### Numbers That Count

4.3

Million gallons of gasoline displaced through the efforts of the Triangle Clean Cities Coalition (TCCC) in calendar year 2013.

42,000



Tons of greenhouse gases displaced by TCCC over 2013, equivalent to 500 tanker trucks of fuel.

13

Million dollars. The equivalent savings in regional fuel costs for removing 4.3 million gallons of gasoline, at \$3.00 per gallon.

1.5

Millions of dollars in Transportation Demand Management grant funding administered, with \$650,000 in local match, to nine partners serving the Triangle Region as a whole, as well as local communities of Chapel Hill/Carrboro, City of Durham, Durham County, RTP, City of Raleigh and Wake County; and higher education organizations Duke, UNC, NCSU and Wake Tech.

162

Free or low-cost, on-site assessments conducted by Waste Reduction Partners statewide in FY 2013-14. Assessments were conducted in 47 North Carolina counties.

1.45

Million dollars in utility cost savings recommended to clients by Waste Reduction Partners in FY 2013-14.

67



Engineers and scientists volunteering with Waste Reduction Partners, statewide. These trained volunteers help North Carolina businesses, industries, institutions and government entities reduce waste and use natural resources efficiently.



*Lacey Jane Wolfe serves on the Clean Cities Coordinator Council as a representative of the fifteen Clean Cities coalitions in the Southeast. On the Council, she collaborates with staff from the Department of Energy, the National Renewable Energy Laboratory and six other Council members to improve the national Clean Cities program. After serving her one-year term, she was reelected in 2014.*

# Water Resources

## Numbers That Count

252,000 130 810 77 37 1,662  
233 41 3,071 4.3 42,000

41

The number of water utilities in the seven-county TCOG region. TCOG's Water Resources Program works with water utilities, local governments and state agencies to plan for the region's water supply and protect water quality, today and for the future.

14

Drinking water supplies in the region, providing an average of 199 million gallons per day.

1.1

Million - the population served today by the region's water utilities. This number is expected to grow to 2.8 million by 2060, making water supply planning critical to the region's continued economic growth and vitality.

13

Local government and water system partners in the Jordan Lake Partnership that collaborated to develop the first long-range water supply plan for the region. The Triangle Regional Water Supply Plan was developed through a peer-review process as a consensus-approved plan to meet the region's water supply needs through 2060.

1

Green Infrastructure Planning Study for Ellerbe Creek. Project partners: Ellerbe Creek Watershed Association; American Rivers; City of Durham Stormwater Services Division; Downtown Durham, Inc.; NC Cooperative Extension and TCOG.


36



Number of partners in the Clean Water Education Partnership (CWEP). CWEP works to increase public awareness about stormwater pollution and ways to help reduce its impact on water quality. CWEP ran more than 960 TV spots and 1,550 radio spots in its annual campaign.

77

River and lake water quality monitoring stations in two water quality monitoring programs at TCOG.



*While area residents and visitors value Jordan Lake for the recreational opportunities it offers, the lake is a key source of water supply to support the region.*

## Our Partners and Stakeholders

Listed below are many of the stakeholders and partners that TJCOG engaged to accomplish important regional work during FY 2013-2014, in addition to our participating local governments. We appreciate their dedication to the region and look forward to continuing our work together.

Advanced Energy Corporation  
Air Components & Systems Ltd.  
Alliance AutoGas  
American Alternative Fuels  
American Rivers  
Biogen Idec  
BuildSense  
CAMPO  
Cape Fear River Assembly  
Capital Ford of Raleigh  
Carolina Center for Medical Excellence  
Centers for Medicare and Medicaid Services  
Partnership to Improve Dementia Care and  
Reduce Use of Antipsychotics  
Central Carolina Community College  
Chatham County Music & Memory Collaborative  
Danforth Construction Group  
DCHC MPO  
Downtown Durham, Inc.  
Duke Energy  
Duke University School of Medicine- Geriatrics Div.  
Durham-Chapel Hill-Orange Work Group  
Durham Nursing Home Administrators Round Table  
Durham Partnership for Seniors  
e-Energy Alternatives  
Ellerbe Creek Watershed Association  
Ferrellgas  
Friends of Residents in Long Term Care  
GAIN Clean Fuel  
Heritage Propane  
International Affairs Council  
Keystone Energy Solutions  
Knapheide Truck Equipment Company  
Land-of-Sky Regional Council  
Legal Aide  
Longistics  
Long Term Care Community Advisory Committees  
Love's Travel Stops  
National Clean Cities Program  
National Institute of Environmental Health Sciences  
NC Association of Area Agencies on Aging  
NC Clean Energy Technology Center  
NC Coalition on Aging  
NC Cooperative Extension  
NC Culture Change Coalition

NC Department of Transportation  
NC Department of Environment and Natural Resources  
NC Healthcare Information and Communications  
Alliance, Inc./NC Consumer Advisory Council on  
Health Information  
NC LANE (Local Area Network for Excellence)  
NC Next Generation Networks  
NC Nutrient Scientific Advisory Board  
NC Office of the State Fire Marshal  
NC Propane Gas Association  
NC School of Science and Mathematics  
NC Solar Center  
NC State University  
Orange County Long Term Care Learning Collaborative  
Orange Water and Sewer Authority  
Parker Gas Company, Inc.  
Partnership to Eliminate Adult Victimization  
in Durham  
Pentair Pool and Spa  
Piedmont Biofuels  
Piedmont Natural Gas  
Piedmont Triad Council of Governments  
PSNC Energy  
RDU International Airport  
Regional Transportation Alliance  
Research Triangle Park Foundation  
Siemens  
SmartCommute@RTP  
Solid Waste Educators of the Triangle (SWEET)  
SolvCore Fuel Cell Technologies  
Thalle Construction  
Triangle Regional Model Executive Committee  
Triangle Transit  
Trillium  
UNC Chapel Hill  
UNC School of Social Work, Field Education Program  
UPS  
Upper Cape Fear River Basin Association  
Urban Land Institute – Triangle Chapter  
US Environmental Protection Agency  
Wake County GOLD Coalition  
Waste Industries  
White's International Trucks  
Wilson Community College

